

A Very Warm Welcome To Beamont Primary School



Believe Belong Become Beamont

Reception Parents' Information Pack 2020



Welcome to Beamont

Believe Belong Become Beamont

Dear Parents,

We are looking forward to welcoming you and your child in to the Reception class at Beamont Primary School in September.

We want this to be the beginning of a happy and successful time for your child and a supportive partnership with you. However, we recognise that starting school can be an anxious time for both children and parents. The aim of this booklet is to provide you with practical information and some useful advice to help make your child's transition into the Reception Class as smooth as possible. This is a journey we will make together - we look forward to it.

You'll find various top tips which are things other parents have found helpful to know and wanted to share. Top tips are easy to spot and look like this:

If you have any questions or concerns, please do not hesitate to me.



Kind Regards

Mrs K Morris

Headteacher

Meet the Reception Staff



Mrs G Openshaw
R Respect Class
Teacher/EYFS Lead



Miss Maio
R Believe Class Teacher

What to bring to School

Your child will be learning in both our indoor and outdoor classrooms so, with that in mind, they will need:



- A warm waterproof coat with your child's name in (nothing expensive as it could get sandy/muddy/wet)
- A named water bottle (this comes home every day so you can wash it and refill it)
- A school book bag (you will be given a free one)
- Their school reading record and reading books (these will be provided by us)
- A PE bag (this is left in school and sent home every half term for washing)



When you send letters or money into school, please hand them into the Reception staff.


What not to bring

- Toys from home - we do not want to be responsible for any losses or breakages
- snacks (we provide snack for the children)
- other bags other than school book bag and a drawstring PE bag (there is no room on the coat pegs for back packs)

Helping your child to learn


When your child begins their school life at Beamont, it is our expectation that you support them with their learning at home.

This is done through our on line Learning Journal called Tapestry.



During your induction meeting you will be shown Tapestry and asked to provide an email address so that you can set up your own account. You can then use Tapestry to see what your child has been learning in school each week and to add your own photos and observations of things that you have been doing together at home. This could be the completion of a piece of homework set by the class teacher, an activity such as dancing or swimming etc that your child attends or even the celebration of a family event or outing.


By using Tapestry in this way the class teachers and you as parents can get an all-round view of what the children are learning as well as what their next steps might be. Here are some examples of what an observation on Tapestry might look like:



Heavy and light

21 Apr 2020 07:00 PM by Jenny Brindley Relative

Frankie-May went on a hunt to find some items in the house and sort them into which she thought they were. "Mummy the fridge is heavy but I cant pick it up." Well done Frankie-May I am very proud o...



Texture

21 Apr 2020 09:27 AM by Sara Jane Muttock

Can you go on a treasure hunt around your house? Can you pick some different objects and describe their texture? E.g. rough, smooth, bumpy, soft, prickly, shiny. Take a picture of the objects and tel...

Developing Independence


Toilets



We expect children to be able to toilet themselves independently when they come to school. However, there are bound to be occasional accidents - often because children have become engrossed in an activity. When accidents happen these are dealt with sensitively and discreetly, with the minimum of fuss.

Their Things

We will be encouraging the children to be independent and take responsibility for hanging up their things on their pegs and for looking after them! However, inevitably things can go astray, so it is VERY VERY important that all your child's things (including coats, shoes, bags and lunchboxes) are **clearly named**. You can buy labels or write their name on labels in their clothing.



- Make sure your child can get in and out of their clothes to go to the toilet or to get changed
- Put your child's name in all of the clothes that they wear to school including PE kits and coats

A typical school day in our Reception Class

(this timetable will change in response to children's needs and current interests)

8.45-8:55am Doors open and register time begins

The teachers will meet the children at the Reception gate giving parents the opportunity to pass on any messages or concerns. For the first few days we welcome parents to come in too, to settle their child and to share the learning that is happening in Early Years. Children should find their coat pegs, hang up their coats and take reading books and any necessary letters out of their bags.

8:55am Register Time

9.10am Phonics Time

9:30am Child initiated play in continuous provision and adult led learning groups.

11:00 am Whole class teaching time with a English or Maths focus

11.30am Lunch Time

Lunch Time

12:15pm Afternoon register

12:20pm Whole class teaching time with a English or Maths focus

1:40pm Tooth brushing Time

1.50pm Child initiated play in continuous provision and adult led learning groups.

2.20pm Whole class teaching time with a Topic Focus.

2:40pm Story/Rhyme Time. Prepare for home time.

3.00pm Home

Snack



Your child will have access to our snack table throughout the day. In the morning, it will be stocked with sugar free cereals (different each day) and small bottles of milk. The children are expected to serve themselves and clear away once they have finished. In the afternoon, they continue to have milk but the cereal is replaced by fruit and/or vegetables.



Pay for your snack with Parent Pay. Snack costs 50p per week. You can choose to either make payments of 50p weekly or you can pay several weeks together up to a maximum of £5 at a time. Contact the school office to request Parent Pay login details if you don't already have them.

Water

We will give your child a named water bottle at the beginning of the year. This should be brought to school every day and taken home each day for washing and refilling.



**No juice or flavoured water please
- it is bad for children's teeth!**

Lunch Time

School Lunch

Louise, our school cook, prepares healthy hot meals for us every day in our school kitchen. **These meals are currently free for children in Reception, Year 1 and Year 2.** Menus are available on our school website and you can help your child to decide what they want beforehand.



Packed Lunch

You can choose to give your child a packed lunch but these must not contain any nut based products. We encourage healthy food choices and ask that no sweets or chocolate should be put in packed lunch boxes. The packed lunch should include a drink that is in a plastic bottle or carton (no glass).

- School lunches are free in EYFS and Key Stage 1
- No sweets or chocolate in homemade packed lunches
- No nut based products allowed
- Name all packed lunch bags on the outside



School Uniform



All children should be dressed in school uniform. We believe that by wearing the school uniform children are encouraged to take pride in belonging to the school.

School sweatshirts, cardigans and T-shirts may be purchased from:

Touchline UK, Kerfoot Street, Warrington,
Cheshire, WA2 8NU
01925 413777

Our school uniform is:

- Black trousers, black tracksuit bottoms, shorts, skirt or pinafore
- White polo shirt, blouse or shirt
- Red sweatshirt (with or without logo), hoodies, cardigan or jumper
- White or black tights or socks
- Black shoes which are sturdy and safe for school

Optional Summer Uniform:

- Red and white checked/striped dress
- Black shorts



Please name ALL of your child's clothes including underwear and shoes. Check frequently that their names have not washed out.



PE Lessons



The children will have at least one P.E. session per week. These may occur at different points during the week, so it is VITAL that your child has their full P.E. kit in school each day of the week. It can be left on their peg during the week and we will make sure it returns home at the end of each half term for a good wash!

P.E. Kit includes:

- Black shorts
- White t-shirt
- Black pull on pumps

Please ensure that all items are named - it helps enormously when getting changed!

Please be aware that jewellery is not allowed to be worn in school and cannot be worn during P.E. lessons under any circumstances.



Please help your child to learn how to get changed out of their uniform and into other clothes.



Staying in Touch

School Website

Here is the school website address: www.beamontprimary.co.uk

You can find lots of useful information on there.



School Newsletter

There is a weekly newsletter that is available both on-line via parent mail and in paper copy if requested. Please make sure that you read it, as it tells you about school developments and events. Newsletters are also uploaded to our website.

Facebook

We also have a school face book page which can be found at:

<https://en-gb.facebook.com/beamontcp/>

We use our Facebook page to share school news and events.

Illness and Absence

In the case of illness please telephone to let us know. We operate a "first day response" system where if we have not heard from a parent about their child's absence by 9.15am we will contact them by telephone to find out the reason. If your child has a medical appointment, please let us know in advance where possible.

What to do if your child needs medicine We only administer prescription medication and in order to do so we need you to complete a form authorising us to do so. Medicines should be given in at the main office.

Learning in the Early Years Foundation Stage (EYFS)

Early Years is where the excitement begins! The children learn together in an environment which is developed around their interests. We pride ourselves on being an exciting and engaging place to be - encouraging our children to be independent learners through a range of both adult-led and child initiated practical activities.



Our teaching is delivered through carefully planned whole class lessons and small group activities. These activities give children a wide variety of learning experiences and are all linked to the EYFS curriculum. Their development is tracked through detailed, daily observations and child-initiated interaction.

Within the Early Years Foundation Stage curriculum there are seven key areas of learning:

Personal, social and emotional development	Communication and Language	Physical Development	
Literacy	Mathematics	Understanding the world	Expressive arts and design

Personal, Social and Emotional Development

Children will be given the opportunity to develop their confidence and self-esteem. They will be supported to make friendships, to respect themselves and others. They will be encouraged to have a positive attitude to learning, to concentrate and persevere at activities and to develop independence with dressing and self-help skills.



You can help by:

- encouraging your child to be positive about new experiences
- encouraging independence, self-help and organisation skills e.g. dressing, looking after toys
- praising your child often and celebrating his or her achievements
- encouraging your child to respect other cultures and beliefs
- talk about feelings and encourage your child to be sensitive to the feelings of others
- playing games which encourage turn-taking and sharing

Communication and Language

As children develop their speaking and listening skills they build the foundations for literacy, for making sense of visual and verbal signs and ultimately for reading and writing. In the Reception class, they will be given opportunities to interact with others, to develop their communication and speaking skills through all activities.



You can help by:


- talking with your child as often as possible
- modelling good conversational skills
- helping your child to learn new words
- explaining the meaning of words
- asking your child to follow instructions

Physical Development

Children will have opportunities to develop their fine and gross motor skills. They will learn to control and co-ordinate their movements. Good physical development helps children to become confident and feel the benefits of being healthy and active. A great deal of emphasis is placed on children being physically active outdoors and we are fortunate at Beamont to have a well-equipped outdoor classroom.

Your child will be in a class of approximately 30 children. It will make starting school much easier and happier if they are independent and can do many things for themselves. You can help by encouraging your child to:

- dress and undress independently
- **use cutlery** and cut up their own food
- deal with their own toileting needs
- **handle a pencil/pens** for colouring or drawing
- **use scissors** - Cut paper/card/pictures out of catalogues
- write their own name
- have **regular and frequent physical activity** including ball games and trips to the park. It is very important for young children to develop their upper body strength and gross motor skills, as these have a direct impact on children's fine motor and writing skills.





Literacy

We encourage children to develop a love of books and stories and to practise mark making skills through a variety of media. At Beamont, we teach children to read and write by looking at, and talking about, the pictures in their books, learning their high frequency words and during our daily phonics lessons.



You can help by:

- reading to your child as often as possible at home - bedtime stories, comic books, e-books. Visit the library and build up a love of reading from the offset
- being a positive role model, showing how reading helps us to find out things, and writing helps us to give others information
- looking at pictures in books, talking about stories, predicting endings
- **always** making the times when your child reads to you very positive and enjoyable
- encouraging your child to write using lower case letters except at the beginning of a name or a sentence i.e. when they are writing their name they should write Dylan and **not** DYLAN

If you have started to teach your child about letters and sounds, it would help if you:

- Visit <http://www.ngfl-cymru.org.uk/vtc/ngfl/ngfl-flash/alphabet-eng/alphabet.htm> to listen to the **correct** sound pronunciation and view **correct** letter formation. Avoid adding an 'uh' to sounds. E.g. 'S' is pronounced "sss" rather than "suh" and 'R' is pronounced "rrr" rather than "ruh". (click on the icon of the ear to hear the sound)
- Teach your child the letter **sound** rather than the letter **name**. We will be teaching them both letter sounds and names, but letter sounds come first.




Mathematics

This area of learning includes numbers, counting, sorting, patterns, calculating, shape, space and measures. Children will be supported to understand these concepts through practical activities and real-life situations.




You can help by:

- using practical, everyday activities to encourage counting or sorting for a real purpose e.g. setting the table, matching socks
- playing board games with dice, dominoes and cards
- using mathematical language such as: more, less, add, take away, makes, total, altogether, bigger, smaller, heavier, lighter
- using positional language such as under, over, on top, behind, in front, in between
- cooking with your child to model weighing



Understanding the World

This area of learning helps children to develop the knowledge, skills and understanding that will enable them to make sense of the world. Children will have the opportunity to explore and investigate objects and living things, to find out about everyday technology, to find out about their local environment and the natural world and about different people and places.



You can help by:

- encouraging your child to observe and think about differences and changes e.g. in the weather and seasons
- using outings to look at different places and think about how we get from place to place
- encouraging the use of computers as tools and not just as toys
- helping your child to understand about different people in our society
- avoiding using your phone during 'talk time' with your child



Expressive Arts and Design



Children will be given opportunities to: design and make things using various tools and resources, express and communicate their ideas, thoughts and feelings through a range of media and materials, role-play, dance, singing and music.

You can help by:

- encouraging drawing, painting, chalking activities, junk modelling
- singing songs and listening to music with your child
- providing opportunities for dressing-up and pretend games
- being pleased by the things your child has created at school
- encouraging use of tools such as scissors and sticky tape to create models



Starting School Checklist



Use the toilet independently



Get dressed and undressed



Use a knife and fork to cut up food



Take off coat and hang it up



Put on coat and fasten it up



Change shoes



Wash and dry hands with warm water and soap



Share toys and take turns



Help to tidy toys away

We are really looking forward to supporting your family as your child takes their next step in their learning journey. Please contact us if you have any questions, now or in the future.

We look forward to seeing you in September.